
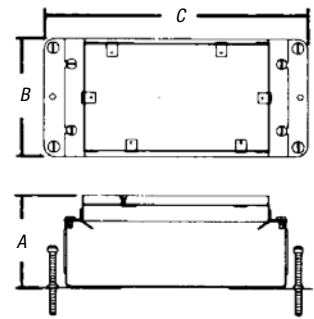


Recessed Service Floor Boxes

Multiple-Service Floor Boxes for Power, Communications and Data: 664 Series

Multiple-service floor boxes deliver power, communications and data from standard conduit with no exposed service fittings. Result: Open office planning flexibility. Ideal for the modern office with workstations that have power, communications and data equipment. Power receptacles and low-voltage connections can be enclosed underfloor in either steel or cast-iron bodies. Galvanized 14-gauge steel boxes are provided with knockouts from 3/4" to 1 1/4" (see engineering data). Cast-iron bodies have threaded openings for 3/4" and 1" conduit.

- Two-compartment box is available in three configurations: stamped steel (664-SC), shallow (664-S) and cast iron (664-CI)
- Durable non-metallic covers include a steel reinforcement plate for added strength
- NEW! Metallic covers in solid brass and aluminum provide aesthetics and durability
- Four leveling screws enable quick leveling to desired concrete depth
- Cover flange self-levels with the finished floor for easy installation



CAT. NO.	DESCRIPTION	STD. CTN.
664-SC	Stamped-Steel Box which Accepts Two Plates, One Duplex Plate Provided	4
664-CI	Cast-Iron Box which Accepts Two Plates, One Duplex Plate Provided	1
664-S	Shallow Stamped-Steel Box which Accepts Two Plates, One Duplex Plate Provided	4

Note: When ordering a 664 Series box, the cover must be ordered separately. See [page A-131](#).

For communications accessories, see [page A-140](#).

Engineering Data for 664 Series

CAT. NO.	DIMENSIONS (IN.)			BEFORE POUR ADJ. (IN.)	AFTER POUR ADJ. (IN.)	MAXIMUM CAPACITY (CU. IN.)	CONDUIT HUBS	CONDUIT KOS		
	A	B	C					SIDES	BOTTOM	COVERS
664-SC	3 3/4	4 11/16	10 1/4	2 1/2	3/4	24 per gang, 90 total	—	(4) 1"–1 1/2" (4) 3/4"	None	664-CST Series
664-CI	3 3/4	5 3/32	9 15/16	2 1/2	3/4	24 per gang, 90 total	(4) 3/4" (4) 1"	—	—	664-CST Series
664-S	2 5/8	4 11/16	10 1/4	1 1/2	3/4	16.5 per gang, 70 total	—	(6) 3/4"	None	664-CST Series

CAUTION: When using the center side KOs, Cat. No. 664-RP must be assembled to the box prior to installing the conduit.



Recessed Service Floor Boxes

Non-Metallic Covers for 664 Series Floor Boxes

664-CST-SW

5/8" Steel Top Plate on lid, carpet or tile can be glued to top plate.

.188" Flange height

8.125"

5.125"

.845"

4.012"

Cover lid

Cover frame

Cord door locks open or closed

Covers for all boxes

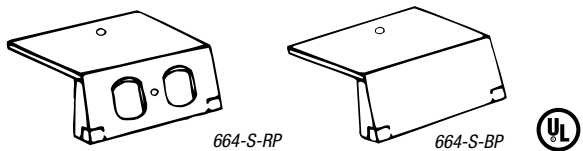
MopTite® covers meet UL scrubwater exclusion requirements for carpet, tile and wood.



CAT. NO.	DESCRIPTION	LOAD RATING	STD. CTN.
664-CST-SW-GRY	Gray Cover	1,500 lbs.	1
664-CST-SW-BRN	Brown Cover	1,500 lbs.	1
664-CST-SW-BGE	Beige Cover	1,500 lbs.	1
664-CST-SW-BLK	Black Cover	1,500 lbs.	1

Material: Polycarbonate with 5/8" steel plate.

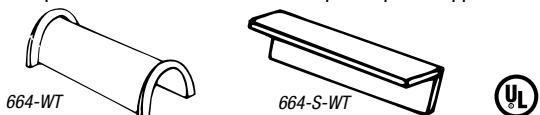
Device Plates — 664-S



CAT. NO.	DESCRIPTION	STD. CTN.
664-S-RP	Blank Plate for Use with 664-S Floor Box	4
664-S-BP	Blank Plate for Use with 664-S Floor Box	4

Wire Tunnel for 664 Series

- Wire tunnel for protecting electrical connections between the two duplex receptacles when the box is used for power/power application



CAT. NO.	DESCRIPTION	STD. CTN.
664-WT	For Use with 664 and 664-CI Floor Boxes	4
664-S-WT	For Use with 664-S Floor Box	4



Metallic Covers for 664 Series Floor Boxes

664-CST-SW-BRS Solid Brass

664-CST-SW-ALM Solid Aluminum

1/4"

1/4"

Cord Opening

Lid Rotated 180° to Expose Cord Opening

8 1/2"

5 1/2"

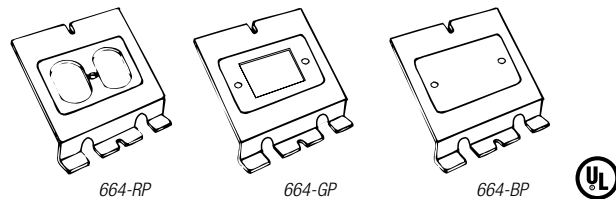
MopTite® covers meet UL scrubwater exclusion requirements for carpet, tile and wood.



CAT. NO.	DESCRIPTION	LOAD RATING	STD. CTN.
664-CST-SW-BRS	Solid Brass Cover for 664 Series Floor Boxes	2,250 lbs.	1
664-CST-SW-ALM	Solid Aluminum Cover for 664 Series Floor Boxes	2,250 lbs.	1

Device Plates — 664-SC & 664-CI

- Duplex receptacle face plate for 664 Series floor box for additional power service
- Does not include duplex receptacle. Can be placed at either end of floor box



CAT. NO.	DESCRIPTION	STD. CTN.
664-RP	For Use with 664 and 664-CI Floor Boxes	4
664-BP	Blank Plate for Use with 664 & 664-CI Floor Boxes	4
664-GP	GFCI Receptacle Plate	4

CAUTION: When using the center side KOs, all 664 plates must be assembled to the box prior to installing the conduit.